



OPHTALMO

Tension Rings
O&O (Morcher)

THIS IS WHAT THE FUTURE LOOKS LIKE

Contact:

Ophtalmo Service
Industriepark De Bruwaan 5
9700 Oudenaarde
Tel.: +32 (0)55.31.30.38
Email: info@ophtalmoservice.be
www.ophtalmoservice.be



An elegant & sophisticated single-use, preloaded Capsular Tension Ring Injector.

An essential instrument to simplify the procedure...



On-going surveillance of the ophthalmic market enables “O&O mdc” to develop and design highly efficient delivery systems, in line with market trends, that meet and exceed customer expectations. By using a combination of advanced Medical Grade Polymers and sophisticated, high-tech injection moulding techniques, we are able to offer innovative and high-quality single-use Injectors to our customers. The Inside CTR Delivery System is intuitive and user friendly and delivers uncompromising quality, efficiency, consistency and patient safety.

Inside CTR

O&O mdc S.r.l.

“Eden business Park”
Via Grotte Portella, 28-34
00044 Frascati (RM), Italy
P.IVA – CF: IT09539461005



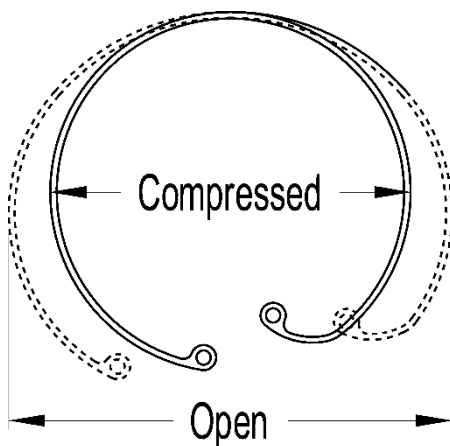
OPHTALMO
THIS IS WHAT THE FUTURE LOOKS LIKE

- ✚ The ^{Inside®} CTR Delivery System has been developed specifically to simplify the safe implantation of a Capsular Tension Ring in order to stabilise the capsular bag before, during and after cataract surgery.
- ✚ The injector is equipped with a translucent guide, which allows the surgeon to visualise movement of the CTR in the cartridge funnel right up to the point of insertion.
- ✚ The ^{Inside®} CTR, with its anti-rotation system, ensures safe and efficient insertion of the CTR with consistency and optimum results.



Inside® CTR Models:

PRELOADED Inside® CTR 15 SERIES



One bent eyelet

	TYPE 15	TYPE 15A	TYPE 15B
Size (Compressed):	10.0 mm	11.0 mm	12.0 mm
Size (open):	12.3 mm	13.0 mm	14.5 mm
Zonular Damage:	Up to 4 hours (120°)		
Incision:	2.2 mm		
Material:	CLEAR PMMA (Compress Moulded)		
Direction of Implantation:	RIGHT (Clockwise)		
Feature:	One bent eyelet, which reduces a possible puncturing (bulging) of the capsular bag when being dialled into the bag		



Advantages of using Inside® CTR:

- ✚ Expands and stabilises the capsular bag.
- ✚ Distributes even pressure to all zonular fibres and prevents uneven pressure to single zonular fibres.
- ✚ Ensures centration of the IOL, even with post-operative capsular bag shrinkage.
- ✚ Reduces the risk of capsular bag or zonular damage during surgery.
- ✚ Facilitates phacoemulsification, cortical aspiration and IOL implantation.
- ✚ Replaces the need for a scleral IOL.
- ✚ Simplifies potential IOL explantation.
- ✚ Reduces the incidence of folds in the capsule
- ✚ The Capsular Tension Rings have eyelets at both ends to facilitate insertion

Indications for using Inside® CTR:

- ✚ Defective or partially missing zonules.
- ✚ Potentially complicated surgical conditions.
- ✚ IOLs luxation.
- ✚ Zonulolysis.
- ✚ Pseudoexfoliation.
- ✚ Marfan Syndrome.
- ✚ Stabilises the capsule in cases of severe myopia.

Contraindications for using Inside® CTR:

- ✚ Zonular damage extending more than 120° (4 hours) of the circumference.
- ✚ Patients under the age of one year.
- ✚ Chronic uveitis.
- ✚ Progressive eye disease (diabetic retinopathy, uncontrolled glaucoma).
- ✚ Preoperative complications prior to cataract surgery (vitreous body prolapse, haemorrhage).
- ✚ Patients with perforated or damaged capsule.

Injector Packaging:

- ✚ The Inside® CTR, is individually packed in a double blister, sealed with a Tyvek® lid, to ensure easy access and maintain perfect sterile conditions.



Handling the Inside® CTR:

- ✚ Pull the Security Clip to draw the CTR into the injector cannula, and then remove the Security Clip.
- ✚ Introduce the tip of the cannula into the capsular bag.



- + Implant the CTR into the capsular bag by carefully depressing the plunger.
- + Ensure that the CTR is correctly positioned and that the plunger is fully extended.
- + The CTR is then released from the injector by removing the injector hook from the CTR eyelet.
- + Finally, draw the hook back up into the injector before removing it from the capsular bag to avoid tissue damage.




For any queries or comments, please contact:

Cinzia MEUNIER, Email: sales@oo-mdc.com




Thank you for choosing the “O&O mdc” ^{Inside®} CTR Preloaded System.



OPHTALMO
THIS IS WHAT THE FUTURE LOOKS LIKE



OPHTALMO
THIS IS WHAT THE FUTURE LOOKS LIKE

-  SURGICAL
-  CONSUMABLES
-  MEDICAL DEVICE